

Now with
Higher Lift Capacity

New
75 HP ^{55.9 kW} **4WD**
Model 5075 E
With **Inline FIP**

Do Kadam Aage...



...The Next Generation Tractor Technology



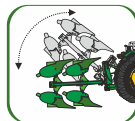
* Conditions apply



Powerful, turbo charged,
fuel efficient new John Deere
engine with Inline FIP



Tilt Steering
For operator comfort
adjustable up to 25°
tilt, with lock latch



EQRL
Easy hitching and
usage of implement
through EQRL switches



Smart Brakes
Self adjusting, self equalising,
hydraulically actuated,
oil immersed disc brakes



**Mobile Charging Point
with Holder**

*Zindagi ka
Best Decision!™*



JOHN DEERE

Technical Specifications

ENGINE

Type	: 75 HP (55.9 kW), 2400 RPM, 3 Cylinder, Direct injection, Turbo charged, Inline FIP, Coolant cooled with overflow reservoir
Air filter	: Dry type, dual element

TRANSMISSION

Type	: Synchromesh Transmission- (TSS)
Clutch	: Dual
Gear Box	: 9 Forward + 3 Reverse
Speeds	: Forward 2.2 - 28.3 kmph Reverse 3.7 - 24.2 kmph

BRAKES

	: Self Adjusting, Self equalising, Hydraulically Actuated, Oil immersed disk brakes
--	---

HYDRAULICS

Maximum Lifting capacity	: 2000 kgf
3 Point linkage	: Category II Automatic depth & draft control (ADDC)

STEERING

Type	: Power Tiltable upto 25° with lock latch
------	--

FRONT AXLE

	: Specially designed heavy duty front axle for MFWD
--	--

POWER TAKE OFF

Type	: Independent , 6 splines
RPM	: Dual PTO Standard : 540 @ 2376 ERPM Economy : 540E @ 1705 ERPM

WHEELS AND TYRES

Front	: 12.4 X 24 (0.31 x 0.61 m)
Rear	: 18.4 X 30 (0.47 x 0.76 m)

FUEL TANK CAPACITY

: 68 L

ELECTRICAL SYSTEM

: 88 Ah, 12 V Battery,
40 Amp, Alternator,
12 V, 2.5 kW Starter Motor

DIMENSIONS AND WEIGHT

Total weight	: 2640 kg
Wheel base	: 2050 mm
Overall length	: 3625 mm
Overall width	: 1880 mm
Ground clearance	: 0460 mm
Turning radius with brakes	: 3604 mm

ACCESSORIES*

• Ballast Weight • Canopy • Drawbar • Wagon Hitch

ADDITIONAL FEATURES

- **JDLINK™** (Alerts, Monitoring and Tracking System)
- International look
- Exhaust Muffler guard
- Car type engine ON/OFF
- Radiator with overflow reservoir
- Water Bottle Holder

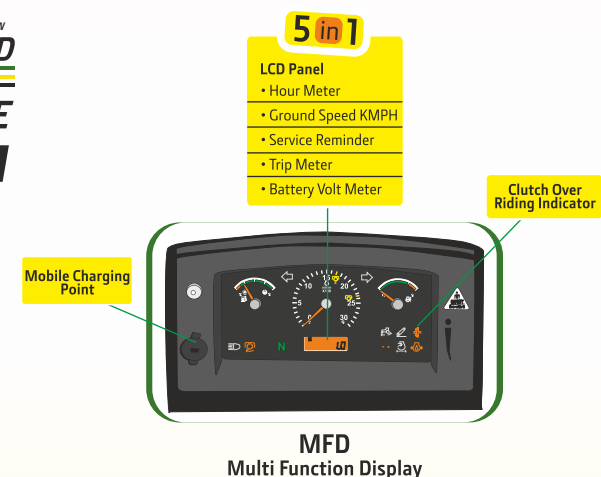
OPTIONS

- Creeper Speeds
- Tyre Size : Front Tyre - 11.2 x 24 (0.28 x 0.61m)
Rear Tyre - 16.9 x 30 (0.43 x 0.76 m)


Note: Some of the options may not be available in all combinations.
For variants please check with your nearest dealer:

2WD model is also available


New
75 HP ^{55.9 kW} **4WD**
Model 5075 E
With **Inline FIP**



Finger guard
Enhanced safety



Single piece hood opening with gas struts
Ease in opening



PTO shield
Enhanced safety



Go Home Feature
Reach home safely in the dark



Side bar & steps
Climbing up and down the tractor is now easier



High torque reserve
More productivity

John Deere Genuine Parts

I Economical I Reliable I
I Easily available I



John Deere India Private Limited

3rd floor, Tower-15, Cybercity, Magarpatta City, Hadapsar,
Pune - 411013. Maharashtra. www.JohnDeere.co.in

For more information, please contact our authorised dealer or nearest area office.



• Tractors • Implements
• Harvesters • Finance



JOHN DEERE